

SAP FIORI 2.0

User Experience and Fiori Product Management
SAP SE

- November 2019

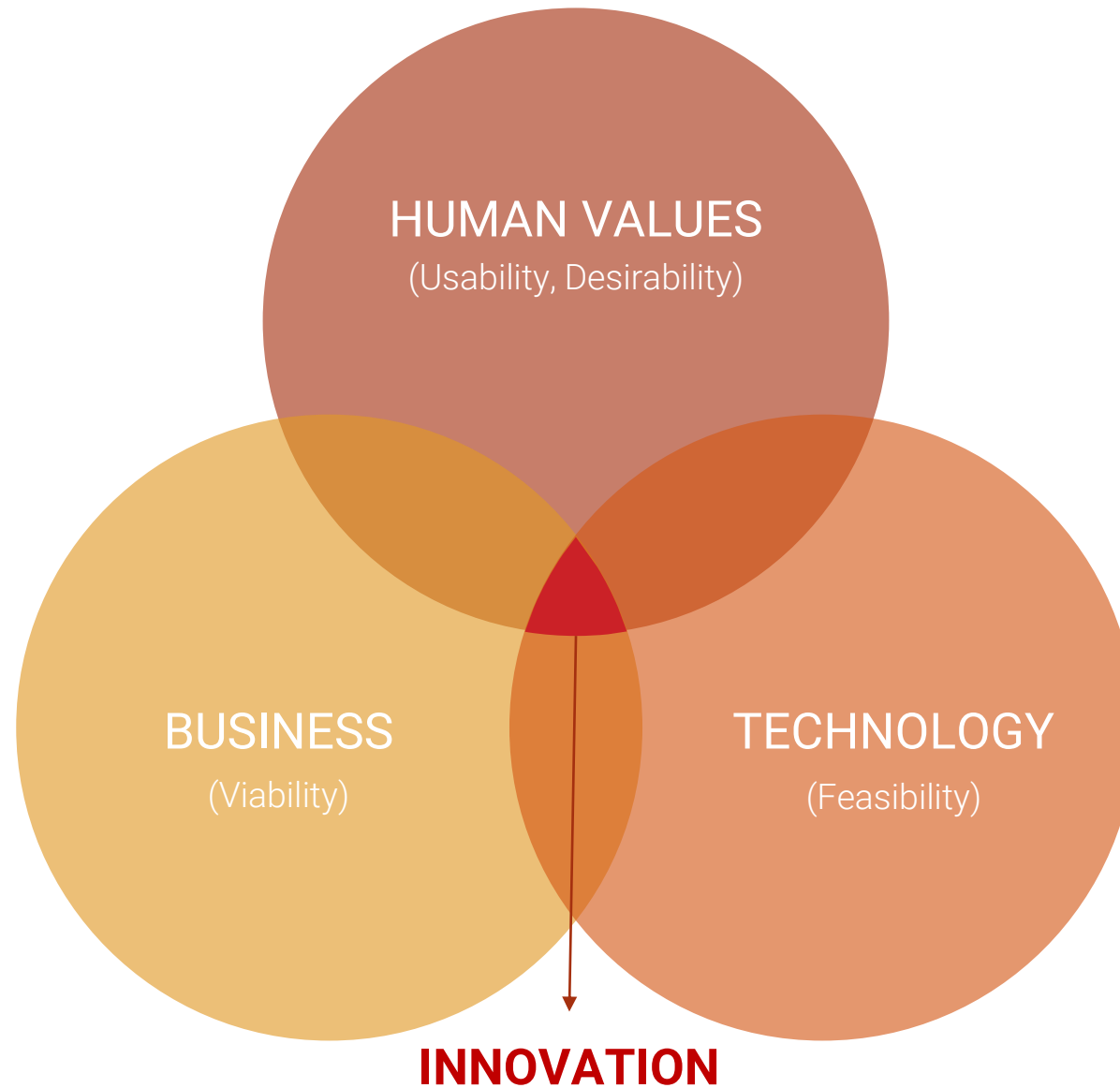
01

SAP FIORI

DESIGN PRINCIPLES

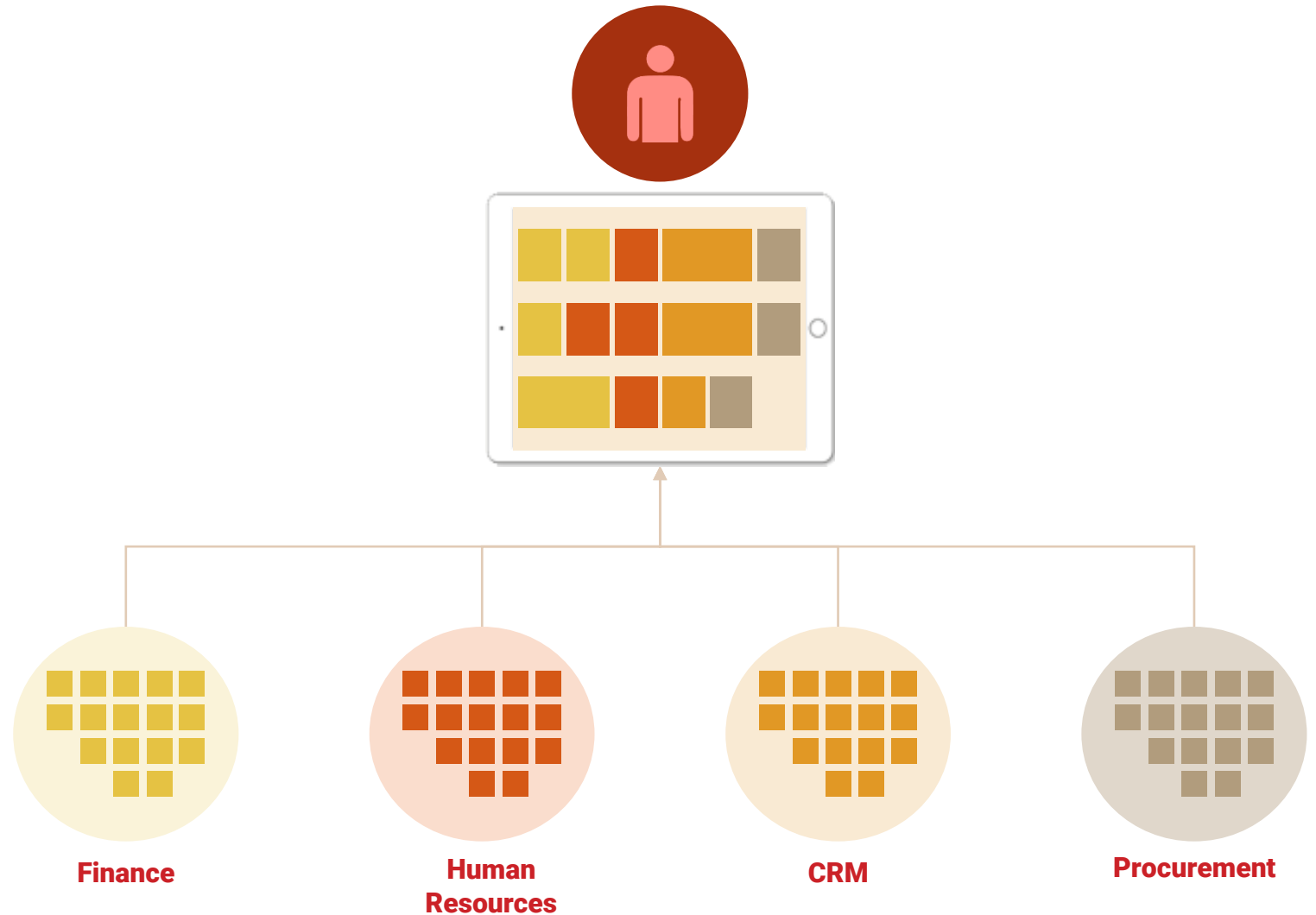
DESIGNED FOR OUR USERS

Design thinking is a methodology for innovation



SAP Fiori UX is a paradigm shift in enterprise software

- Role-based simplification of business processes
- Shift from monolithic solutions to activity-based apps
- Empowers you and the way you work



Fiori Design Principles



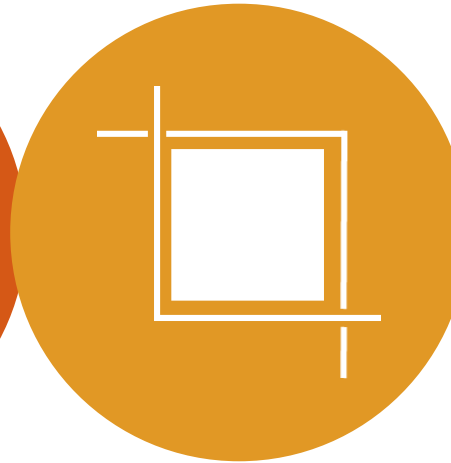
ROLE-BASED

Designed for you,
your needs, and how
you work



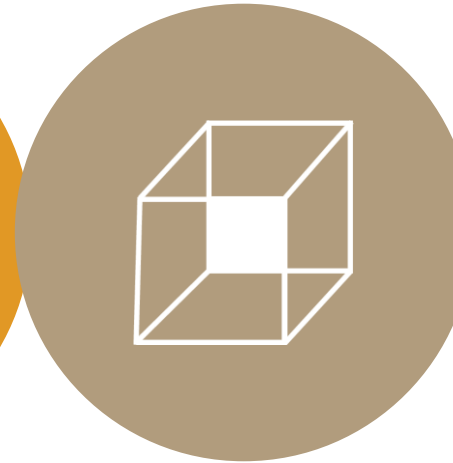
ADAPTIVE

Adapts to multiple use
cases and devices



SIMPLE

Only what is necessary



COHERENT

Provides one fluid user
experience



DELIGHTFUL

Makes an emotional
connection

02

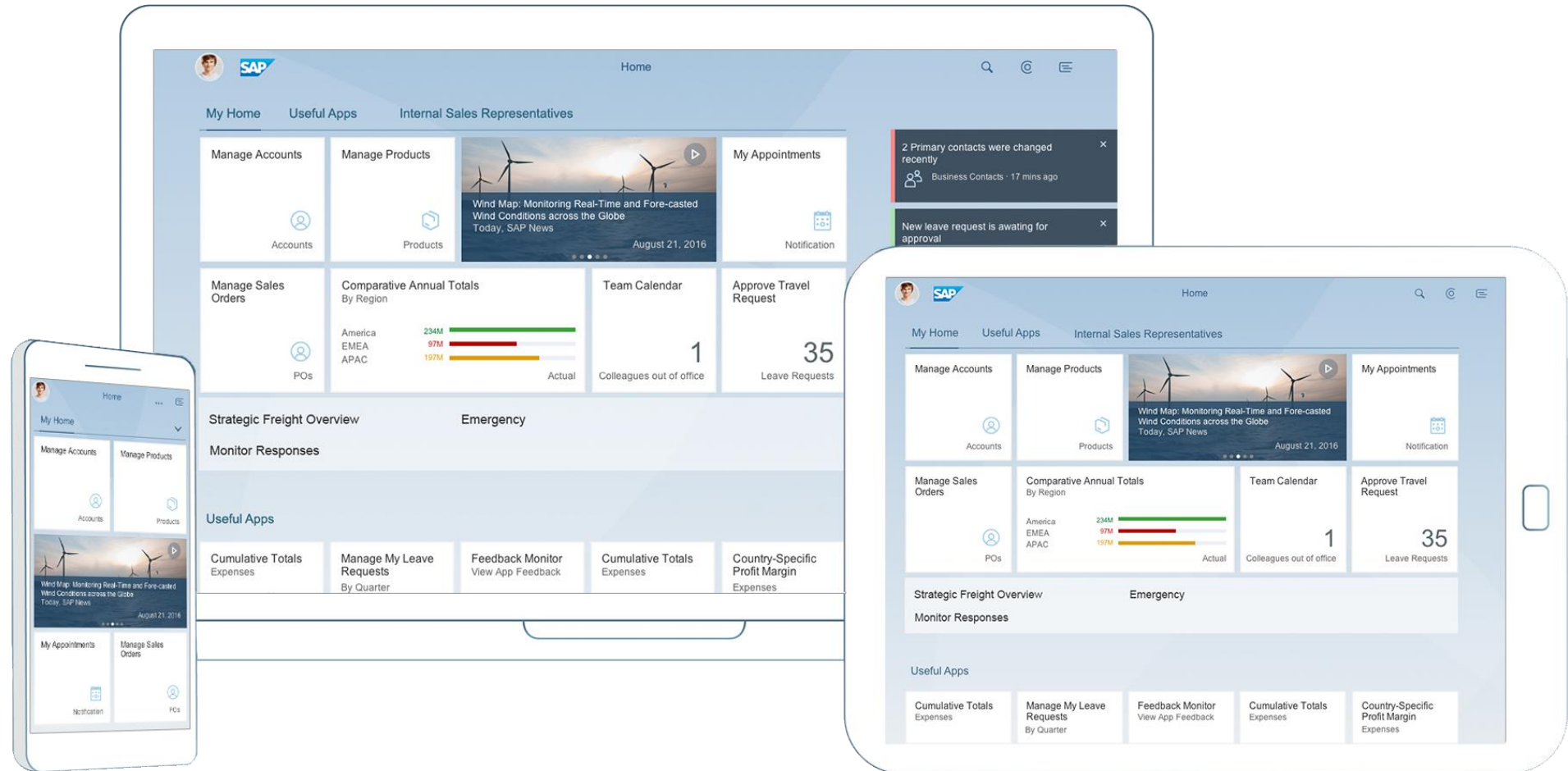
SAP FIORI 2.0



red**dot** award 2015 winner

SAP Fiori launchpad

Role-based, personalized, real-time and contextual aggregation point to access business applications and analytics across functional areas and technologies




SAP Fiori 2.0 SAP Fiori launchpad with viewport



reddot award 2015 winner

Me Area



Sarah Jones
Sign Out

App Finder Settings Edit Home Page

Recently Used


- Procurement Overview Page App 2 minutes ago
- My Purchasing Document Items App 2 minutes ago
- Manage Purchase Contracts App 3 minutes ago
- Manage Purchase Requisitions App 3 minutes ago
- My Purchasing Document Items App 4 minutes ago
- Manage Activities App 4 minutes ago
- My Inbox App 5 minutes ago
- Manage Products App 5 minutes ago

Workspace

Notification Area

By Date By Type By Priority

- Please approve the purchase requisition 10058949 11 days ago Approve Reject
- Please approve the purchase requisition 10058928 24 days ago Approve Reject
- Please approve the purchase order 4500021246 24 days ago Approve Reject
- Please approve the purchase requisition 10058927 24 days ago Approve Reject
- Please approve the purchase requisition 10058926 24 days ago Approve Reject


Home
Search

My Home
Supplier Management
Purchasing Analytics
Purchasing
Purchase Order Processing

Procurement Overview Page

My Inbox All Items 9

Manage Activities Supplier Management 21 Open Activities

Manage Sources Of Supply

Manage Questionnaires Evaluation

Manage Products (Fiori Elements) Fiori Reference App 123 Products

Supplier Evaluation By Quantity Last 365 Days
Mercurian Labs Inc 100
Advanced Capex 100
ALE Supplies 100

Manage Questions Evaluation

Monitor Responses

Display Scorecards Evaluation

Display Supplier List

Monitor Tasks Supplier Management

Manage Sales Orders (Fiori...) Fiori Reference App 507 Sales Orders

Contract Expiry In 120 Days 9

Invoice Price Variance Last 365 Days 1,54K
1000

Approve Purchase Orders Fiori Reference App 24 Items to be Approved

Spend Variance Last 365 Days 0,19%

Purchasing Spend Last 365 Days 100%

Manage Products Fiori Reference App 123 Products

Non-Managed Spend Last 365 Days 91,25%

Purchase Order Average Delivery... Weighted (in Days) 0,54

Off-Contract Spend Last 365 Days 100%

Purchase Requisition Item Types Last 365 Days 211
Free-Text Items 211
Free-Text Item (OU) 10
Material Items 37

Purchasing

Me Area

The left area of the Viewport contains the Me Area

User image and sign out

Generic options:

Access to App Finder, Settings

Context specific:

Edit Home Page (only on Home Page), App Settings (only on App with settings), About and Give Feedback (only on App)

Recently used apps and searches (up to 30 entries, newest on top)

Replaces the former User Menu from the top right corner

The screenshot displays the SAP Me Area interface. At the top left, the user profile for Sarah Jones is shown with a 'Sign Out' button. Below the profile are three generic options: App Finder, Settings, and Edit Home Page. A 'Recently Used' section lists various apps and their last used times. The main dashboard area contains several analytics widgets, including Supplier Evaluation, Purchasing Analytics, and Purchase Requisition Item Types.

Supplier Evaluation By Quantity	Manage Questions Evaluation	Monitor Responses	Display Scorecards Evaluation	Display Supplier List	Monitor Tasks Supplier Management
Last 365 Days Mercurian Labs Inc 100 abhishek_dash 100 ALE Supplies 100					

Supplier Evaluation By Quantity	Manage Sales Orders (Fiori Reference App)	Contract Expiry In 120 Days	Invoice Price Variance Last 365 Days	Approve Purchase Orders Fiori Reference App	Spend Variance Last 365 Days
Last 365 Days Mercurian Labs Inc 100 abhishek_dash 100 ALE Supplies 100	501 Sales Orders	10	1,54K	20 Items to be Approved	0,15

Purchasing Spend Last 365 Days	Manage Products Fiori Reference App	Non-Managed Spend Last 365 Days	Purchase Order Average Delivery Weighted (In Days)	Off-Contract Spend Last 365 Days
100 %	123 Products	91,32 %	0,54	100 %

Purchase Requisition Item Types Last 365 Days
211 Free-Text Items 211 Free-Text Item (GUI) 70 Material Items 37

Notifications (1)

The screenshot displays the SAP notification interface. On the left, a sidebar contains several key performance indicators (KPIs):

- Manage Purchase Orders:** 69 In Approval
- Invoice Price Variance:** Last 365 Days, 1.54K
- Overdue Purchase Order Items:** Last 365 Days, 4 K
- Non-Managed Spend:** Last 365 Days, 91,32 %
- Purchase Order Average Delivery...** Weighted (In Days), 0,54
- Off-Contract Spend:** Last 365 Days, 100 %
- Quantity Contract Consumption:** Last 365 Days, 45000006/90010, 96 %
- Purchase Requisition Item Types:** Last 365 Days, Free-Text Items 211

The main notification pane is titled "Purchase requisitions requiring your approval" and lists three items:

- 10 days ago: Please approve the purchase requisition 10058928
- 10 days ago: Please approve the purchase requisition 10058927
- 10 days ago: Please approve the purchase requisition 10058926

Each notification includes "Approve" and "Reject" buttons. A "Collapse Group" button is also visible. The interface is filtered by "By Date", "By Type", and "By Priority".

Notifications support the user in keeping track of important events without distracting them from their current tasks.

Navigate to the source of the notification

Act directly on individual notifications

Act on multiple notifications at the same time

Notifications (2)

The screenshot shows the SAP notifications interface. At the top, there are sorting options: "By Date", "By Type", and "By Priority". The main content area displays a list of notifications under the heading "Purchase requisitions requiring your approval". Each notification includes a title, a timestamp ("10 days ago"), and action buttons for "Approve" and "Reject". A red circle highlights a notification with a red priority indicator. Below the list, there are sections for "Purchase Orders requiring your approval" and "Expand Group".

Notifications support the user in keeping track of important events without distracting them from their current tasks.

Sort by date, by type (with grouping) or by priority

Visual indicator shows the priority of a notification using color coding:

- Red: High
- Orange: Medium
- Green: Low

SAP Fiori UX Launchpad

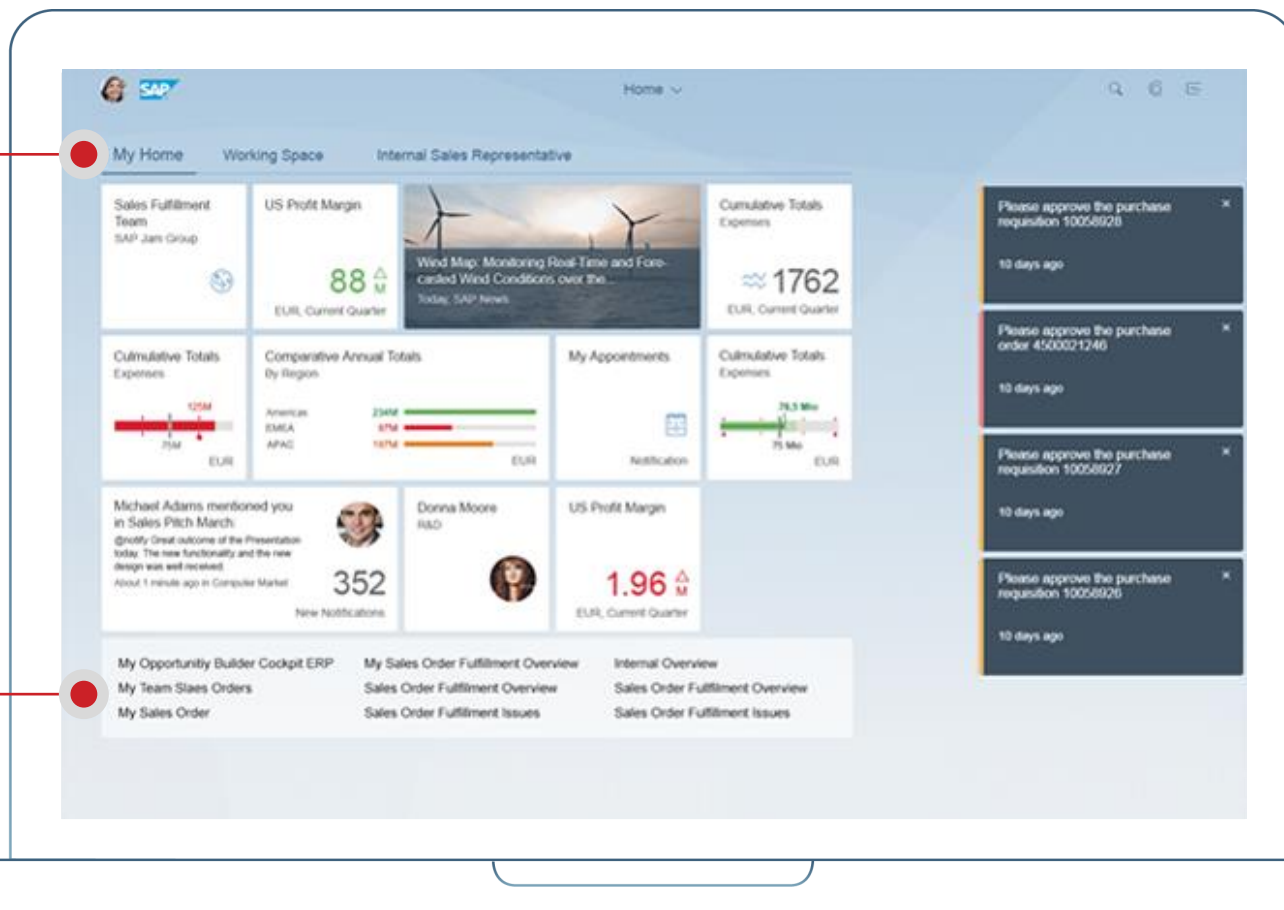
Additional enhancements

Anchor Navigation

Direct access to groups of apps

Link List in a Group

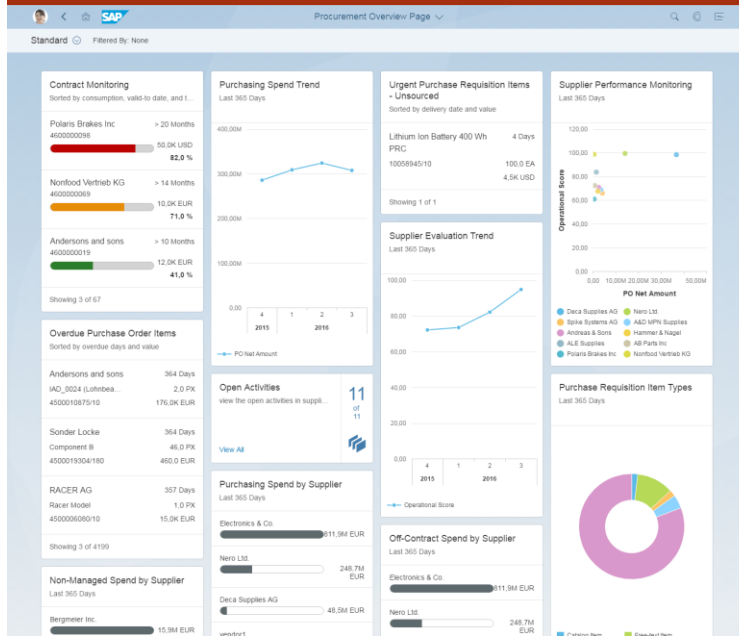
- Gives at-a-glance access to a large number of apps
- Especially useful for apps without additional information



Key SAP Fiori 2.0 elements

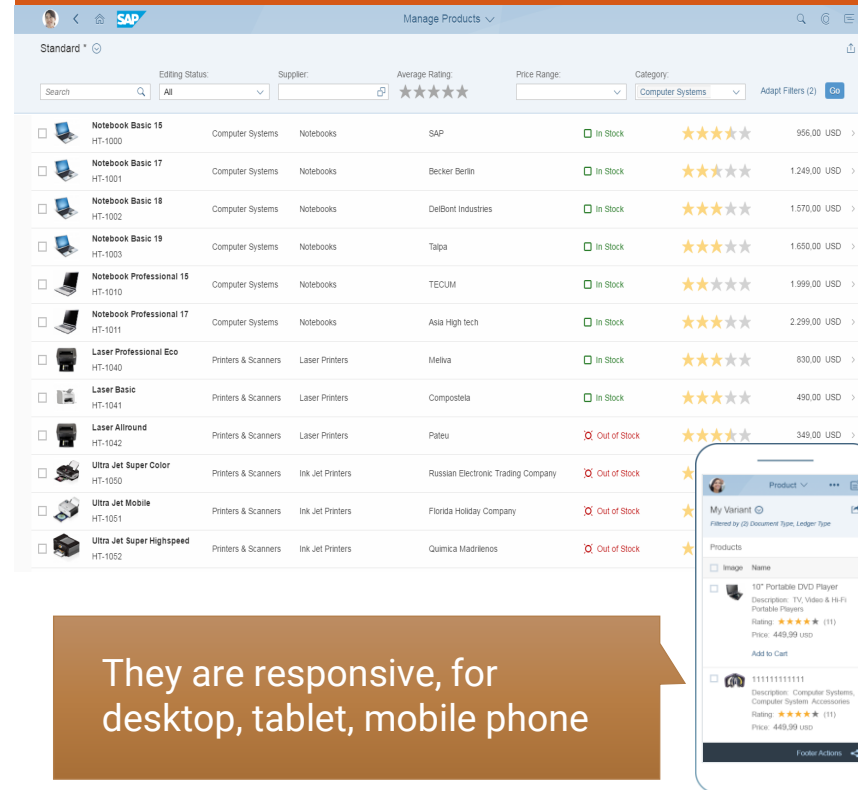
Overview Page

Immediate domain-specific insight on what needs attention. Offers quick actions.



List Report

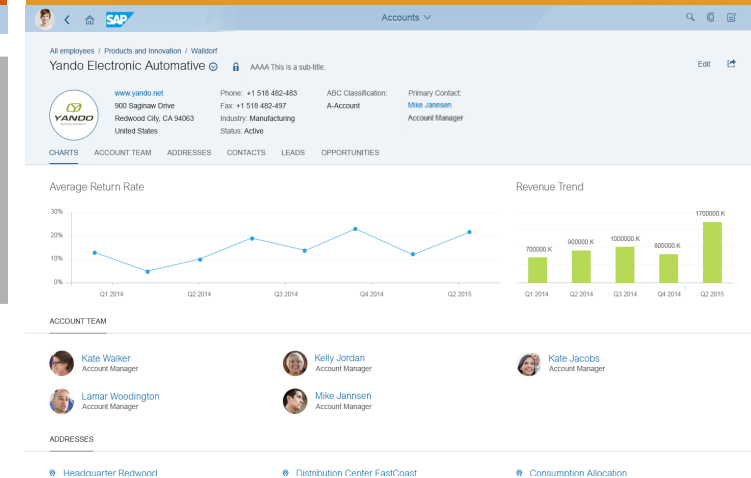
Allows users to filter and work with large amounts of data



They are responsive, for desktop, tablet, mobile phone

Object Page

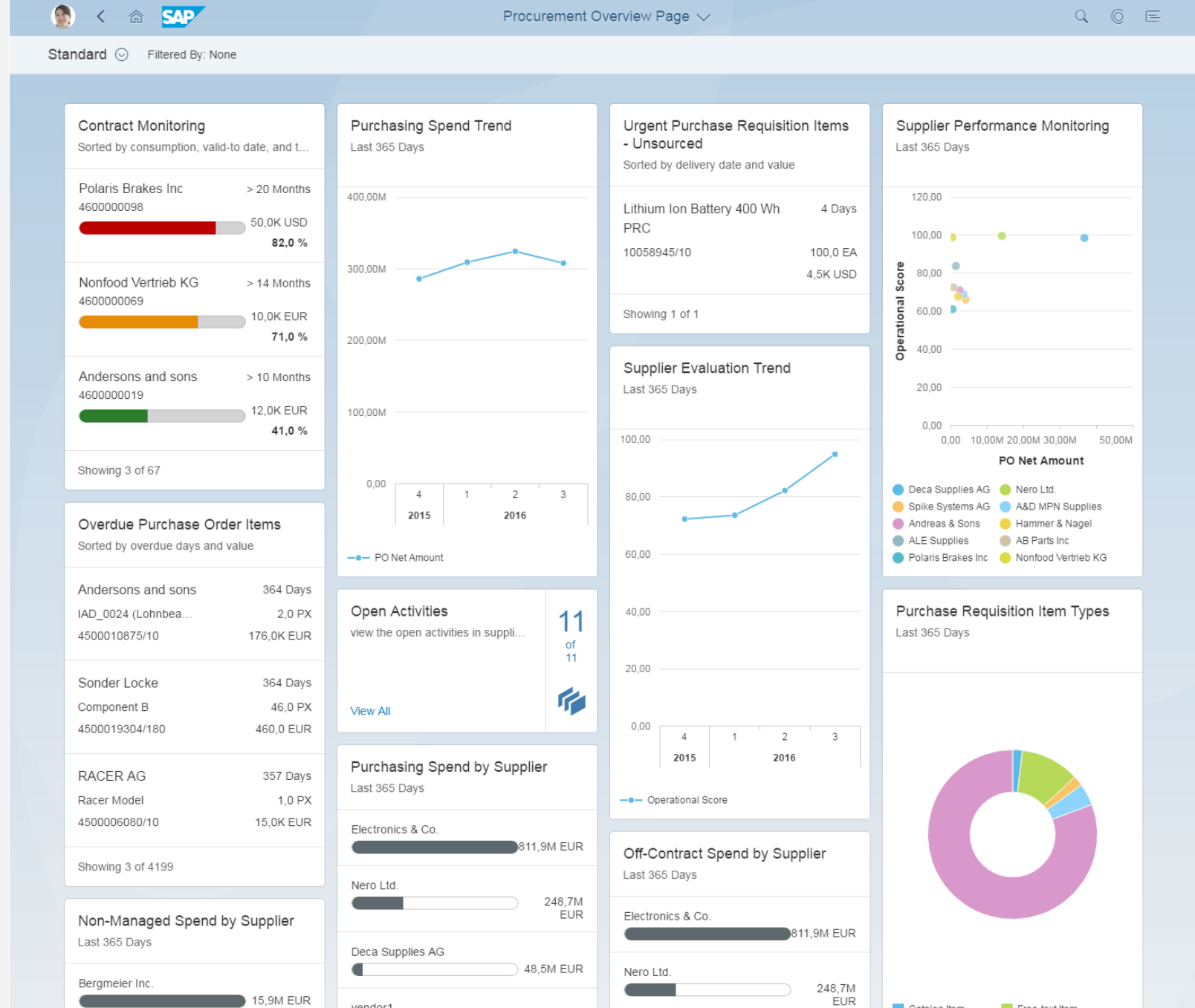
Shows all facets of a single business object



Overview Page

The Overview Page aggregates domain-specific information

- Immediate insight on what needs attention
- Access the most important applications in the current business context
- Trigger quick actions or drill down to next level of detail
- Cards efficiently combine information and different visualizations e.g. charts, tables, lists
- Set filters for the whole page and save them as variants, to only show relevant information – e.g. for an individual supplier



List Report

The List Report allows users to filter and work with large amounts of data

- Easy to consume overview
- Choose from predefined variants
- Create own variants and ad-hoc queries
- Variable visualization
- Simple filtering for simple use cases, powerful filtering for complex use cases

The screenshot displays the SAP Manage Products interface. The top navigation bar includes the SAP logo, a user profile icon, and the text 'Manage Products'. Below this, there are filters for 'Standard', 'Editing Status' (set to 'All'), 'Supplier', 'Average Rating' (5 stars), 'Price Range', and 'Category' (set to 'Computer Systems'). A search bar and 'Adapt Filters (2)' button are also visible.

The main content area shows a list of products with columns for checkboxes, product names (e.g., 'Notebook Basic 15'), categories, suppliers, stock status, ratings, and prices. The products listed include various notebook models and printer models like 'Laser Professional Eco' and 'Ultra Jet Super Color'.

An overlay on the right shows a mobile view of a product detail page. It features a 'Product' dropdown, a 'My Variant' section with filters for 'Document Type' and 'Ledger Type', and a 'Products' list. The first product in the list is a '10" Portable DVD Player' with a description, rating of 5 stars (11 reviews), and price of 449,99 USD. The second product is '111111111111' with a description of 'Computer Systems, Computer System Accessories', a rating of 5 stars (11 reviews), and a price of 449,99 USD. A 'Footer Actions' bar is at the bottom of the mobile view.

Object Page

The Object Page shows all facets of a single business object

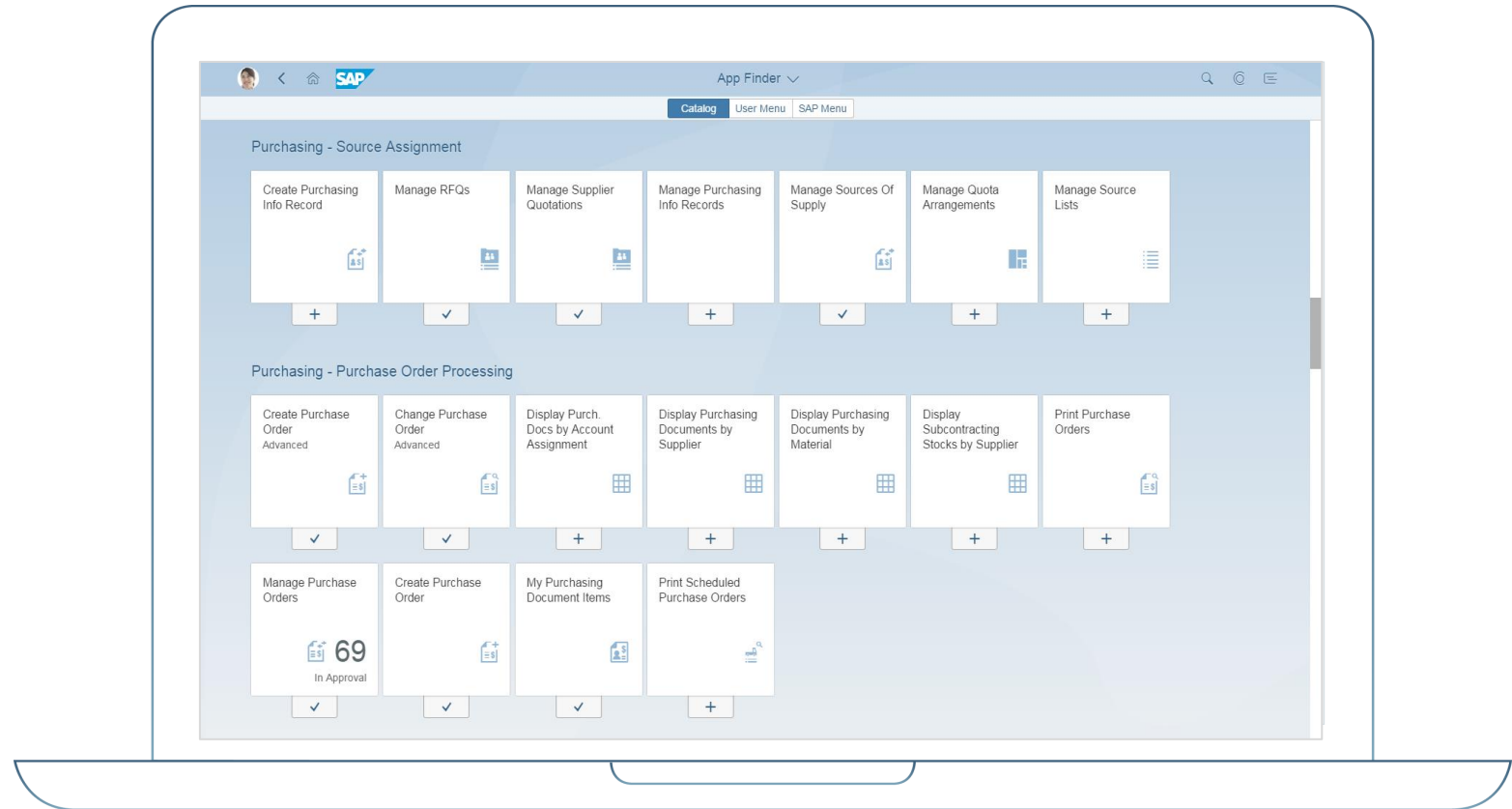
- Successor of the (read-only) Factsheet
- Easy to consume overview
- Create, edit and view business objects
- Type of data determines visualization
- Rich data visualization and embedded analytics



App Finder

The App Finder is the place where the user can access all available apps

- Discover and launch apps
- Add apps to the home page
- Remove apps from the home page
- Access the User Menu and SAP Menu of connected S/4HANA back-end system



CoPilot beta for SAP Fiori 2.0

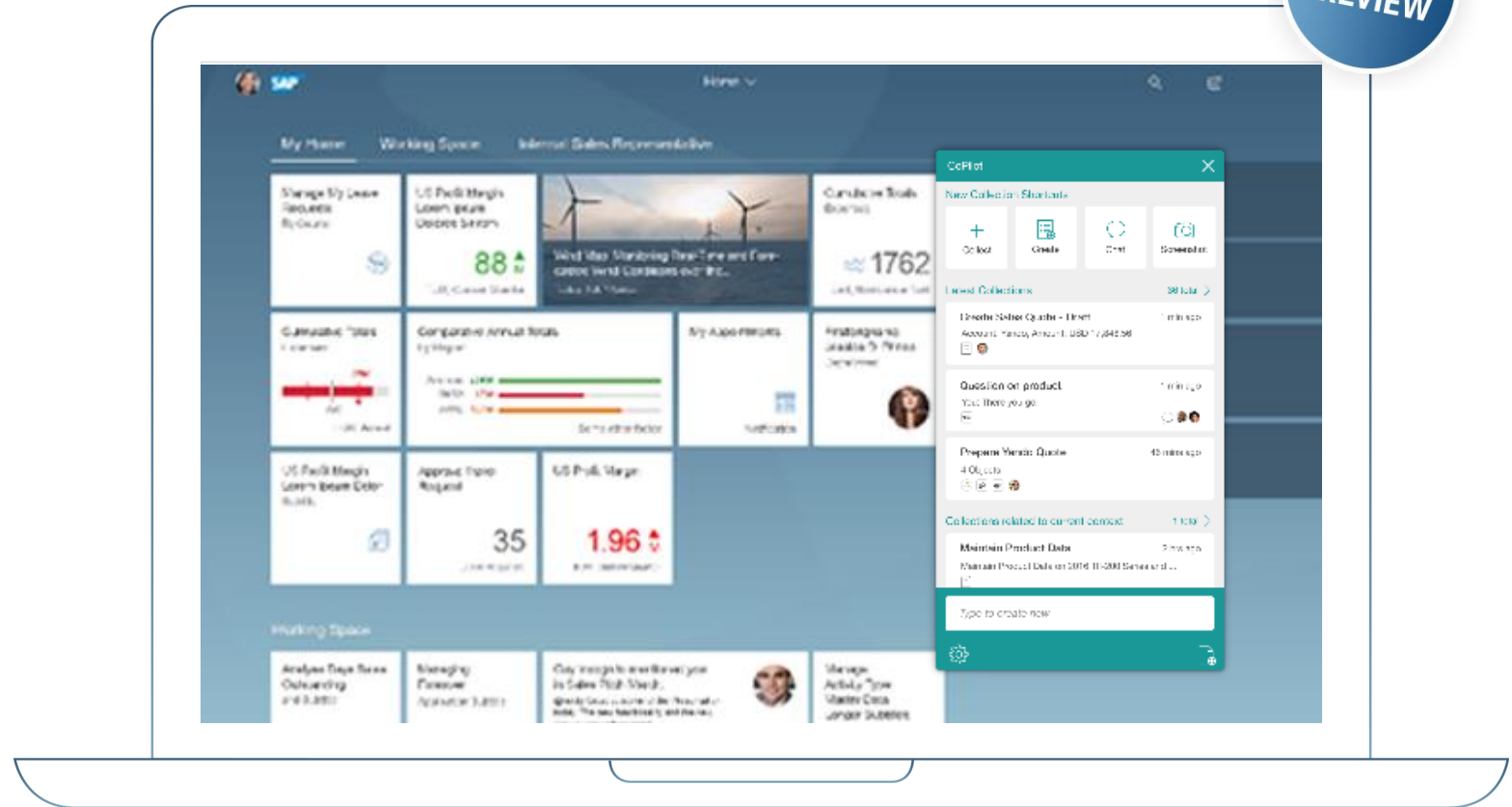
Notes and Screenshots

- Users can create notes and capture screenshots from within their applications
- The notes and screenshots are automatically linked to their original application screens and can be shared with others

Recognition of Business Objects

- CoPilot recognizes business objects within their current application context as well as those referred to by notes or chat messages
- This knowledge of business objects is used to assist the user in multiple ways

LAB
PREVIEW



CoPilot beta for SAP Fiori 2.0

In Context Chat

- Start a chat with other users without having to leave your business application context or to use a separate collaboration tool
- Conduct your business conversations along with notes, screenshots and business objects

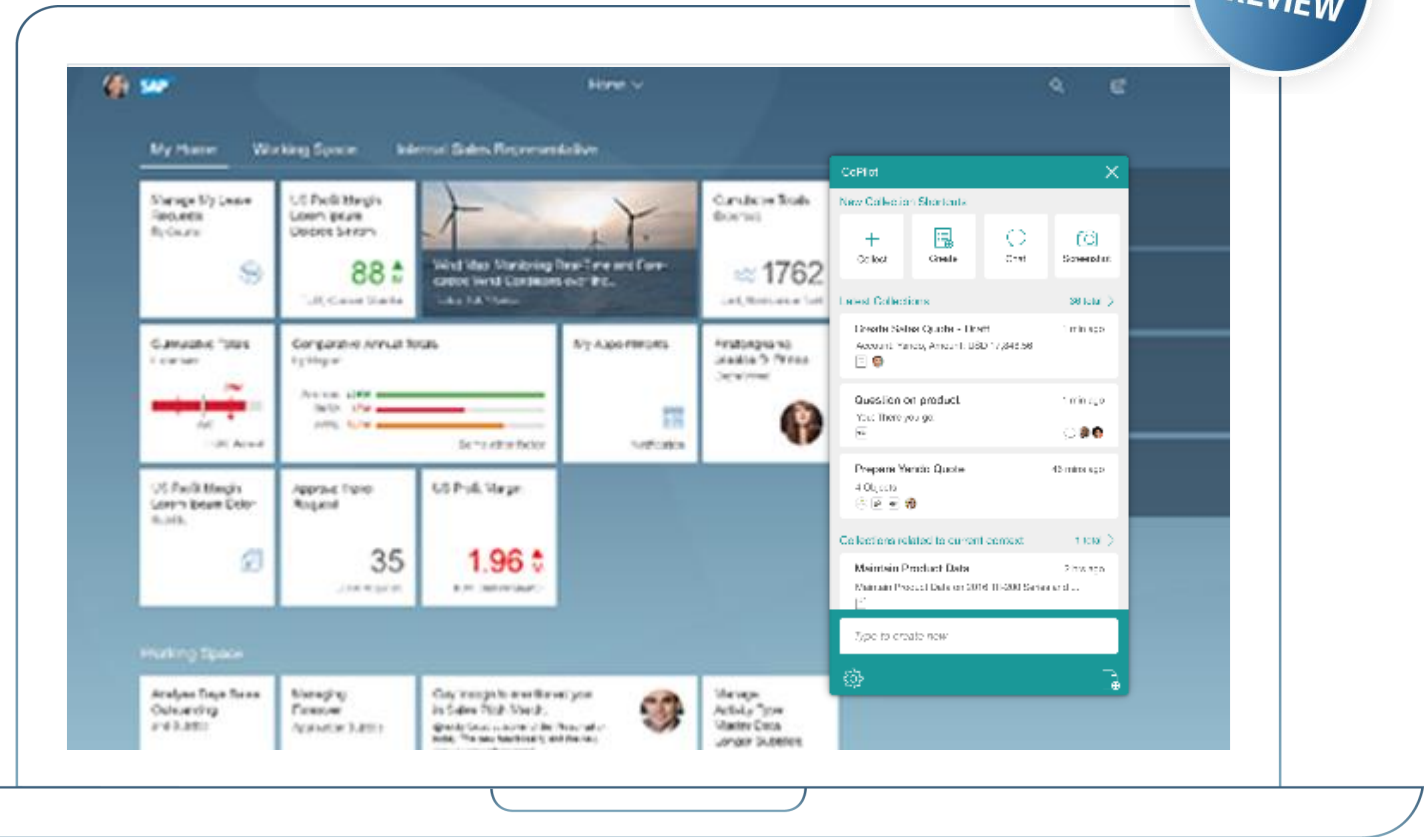
Quick Actions

CoPilot assists in quick creation of business objects by prefilling relevant information from notes, collected objects or conversational context, significantly reducing manual user input

Cloud Offering via HCP Deployment

Once configured and enabled, business users will be able to access it from any application running in the SAP Fiori launchpad

LAB
PREVIEW



Conversational UI

Enables multi-modal interactions via voice and text input

Mobile APP Offering

- CoPilot mobile app will be available for download on mobile app stores (e.g. Apple App Store, Corporate App Stores)
- On top of sharing common features with the Launchpad, the mobile CoPilot will offer integration with standard apps such as email, calendar, contacts

Continuity across Devices

Allows seamless transition across platforms. Start a task on a mobile device and continue later on a desktop



THANK YOU!
SAP FIORI 2.0
NOVEMBER 2019